

ABET LAMINATI



Unlimited selection

CUBICLE COLLECTION



CUBICLE COLLECTION

Abet's High Pressure Laminate and Compact Grade Laminate are hardwearing, durable and very attractive solutions for most cubicle, partition and locker applications with excellent resistance to impact, scratches and abrasion.

COMPACT GRADE LAMINATE – 12mm

Compact Grade Laminate is ideal for use in areas of high moisture and humidity as its solid core construction means there is no risk of peeling, cracking or delamination.

- Particularly recommended for use on cubicles, washrooms and lockers in high traffic areas (such as in schools, hospitals and airports) and in places of high humidity (such as leisure centres and swimming pool changing rooms).
- Its non-porous fabrication and edging make it ideally suited for use in sterile and hygienic environments including hospitals, laboratories and food preparation areas.

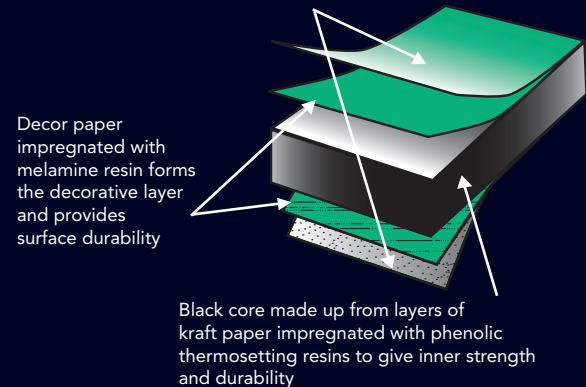
HIGH PRESSURE LAMINATE – 0.8mm

- Suitable for bonding onto a variety of substrates depending on the application
- A competitive durable and hardwearing solution which can be postformed as required

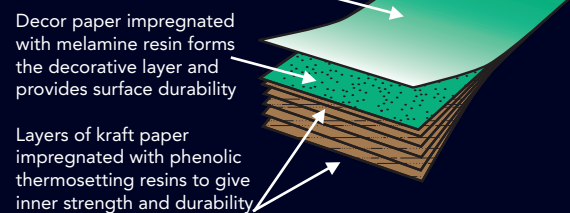


- Standard sheet size – 3660 x 1610mm
- Available to special order – 4200 x 1610mm or 4200 x 1860mm (DDA Compliant)

Overlay impregnated with specially formulated melamine resin to provide a tough, durable and chemical resistant surface



Overlay impregnated with melamine resin to provide a tough, durable and resistant surface



STYLISH AND PRACTICAL

ABET LAMINATI manufactures the world's most innovative laminates created by the best Italian and international designers. It is Europe's largest producer of HPL products. Our UK and Ireland office is based in London's Docklands and supplies over 1000 laminate designs in a variety of finishes, sheet sizes and thicknesses – arguably the most comprehensive collection available anywhere.

Our UK and Ireland network of technical sales representatives will provide advice on the use of laminates for every application: the conventional, the unusual, the high performance and the purely decorative. Whatever your project, we can help you to find the right laminate solution.

GENERAL INFORMATION

The Cubicle Collection is manufactured in the most modern and largest HPL factory in Europe and conforms to all the requirements of BS EN438:2. The sheets offer a hardwearing, impact resistant and very attractive decorative surface.

The range is available in a selection of plain colours with complementary speckle effects, Legni and Minimi finishes. The HPL has been specially selected for applications in areas of heavy usage or vandalism.

It is particularly recommended for use in schools, leisure centres, swimming pools and high traffic public areas, such as airports, stations and places of entertainment. Other recommended uses include hospitals, laboratories and food preparation areas where wood cores and joints are unacceptable for health reasons.

The compact grade HPL is a durable, versatile and economic product resistant to vandalism, impact and water. Its decorative surface with an easy-to-clean texture is enhanced by the solid black core offered as a standard feature of this collection. Its 12mm thickness ensures that the HPL can be used in conjunction with the majority of available fittings and fixing systems.

SHEET DETAILS

SIZES

■ 3660mm x 1610mm
Standard stock size

■ 4200mm x 1610mm
Standard stock size in selected decors only or special order

■ 4200mm x 1860mm
Standard stock size in selected decors only or special order (This sheet size meets the requirements of the Disability Discrimination Act)

THICKNESSES

0.8mm horizontal grade postforming (HGP)

HGS and HGF grades available to special order

12mm compact grade standard (CGS) with black core

CGF available to special order


TEXTURES

Sei (with protective film): a fine-grained texture offering a low glare surface and a limited resistance to finger marks

Mandarin (without protective film): an orange peel effect texture with good scratch resistant properties




410 • Ice White • Sei




421 • Black • Sei




406 • Spring White • Sei




236 • Spring White Speckle • Sei



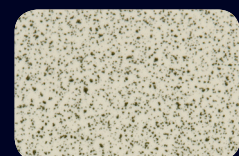
409 • Cream • Sei



810 • Mini White • Sei



813 • Beige Manhattan • Sei



9434 • Beige Manhattan Speckle • Sei



CLEANING AND MAINTENANCE


The Cubicle Collection will give years of excellent service provided a few simple rules are followed:

Light dirt or stains can be removed easily with warm water and mild detergent. Stubborn marks should be removed using a non-abrasive cream cleaner or mild domestic bleach. Harsh abrasives or scouring powders should be avoided. Grease marks can be removed with a proprietary paint and graffiti remover. Hair dyes, bleaches, caustic alkalis and strong mineral acids should be wiped off within a short period.

We strongly recommend that all ABET LAMINATI HPL products are stored, conditioned and fabricated in accordance with our own and BLFA guidelines.

More detailed technical information brochures are available from our office and/or your local distributor.

COLOUR OPTIONS



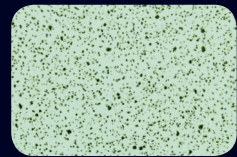
414 • Sand • Sei



444 • Sage Green • Sei



454 • Caribbean Green • Sei



9946 • Caribbean Green Speckle • Sei




839 • Green Water • Sei



486 • Blue Lake • Sei



460 • Green Grass • Sei



441 • Green Citron • Sei



464 • Pale Yellow • Sei



860 • Yellow Piper • Sei



861 • Yellow Pop • Sei



862 • Yellow Blush • Sei



823 • Tango Red • Sei



431 • Red • Sei



836 • Dark Brown • Sei



427 • Fuchsia • Sei




425 • Lilac Erica • Sei



857 • Heavenly Blue • Sei



801 • Blue Tempest • Sei



9949 • Blue Tempest Speckle • Sei



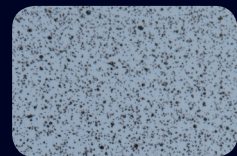
487 • Blue Dust • Sei



499 • California Blue • Sei




858 • Blue Lilac • Sei



9950 • Blue Lilac Speckle • Sei



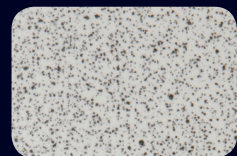
859 • Blue Pottery • Sei



870 • Grey Cloud • Sei



478 • Light Grey • Sei



9947 • Light Grey Speckle • Sei



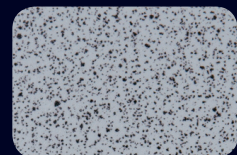
871 • Dark Grey • Sei



879 • Graphite Grey • Sei



477 • Grey • Sei




9945 • Grey Speckle • Sei



WOODGRAINS



1677 • Light Maple • Sei




1666 • American Beech • Sei



1637 • Marine Pear • Sei



312 • Wengè • Sei




1643 • American Cherry • Sei



1661 • Mountain Oak • Sei



MINIMI



563 • Mid Grey Minimi • Mandarin



567 • Light Grey Minimi • Mandarin



568 • Silver Minimi • Mandarin



SAMPLES

Should you require samples of any of these decors, please contact the **Abet Samples Hotline** on **020 7473 6915** or email: **sales@abet.ltd.uk**

Patterns shown are reproduced as accurately as possible within the constraints of the printing process.

Key: Ref code • Colour • Finish

COLOUR COMPARISON, LIGHT REFLECTIVE VALUES AND SHEET SIZES

Ref	Colour	LRV	Nearest NCS	Exact NCS	Sheet sizes mm		
					3660 x 1610	4200 x 1610*	4200 x 1860*
236	Spring White Speckle	On request	--	--	•		
406	Spring White	82	S0502-G50Y	0602-G83Y	•	•	•
409	Cream	66	S1002-Y50R	1202-Y46R	•	•	•
410	Ice White	79	S0502-G	0702-G06Y	•	•	•
414	Sand	56	S2005-Y30R	1605-Y26R	•		•
421	Black	4	S8502-B	8402-R85B	•	•	•
425	Lilac Erica	48	S1030-R50B	1431-R52B	•	•	•
427	Fuchsia	18	S2060-R20B	1959-R24B	•	•	•
431	Red	15	S2070-Y90R	2364-Y95R	•	•	•
441	Green Citron	61	S1030-G60Y	0933-G56Y	•	•	•
444	Sage Green	37	S3010-G	3112-G	•	•	•
454	Caribbean Green	64	S1020-G10Y	1116-G06Y	•		
460	Green Grass	41	S1060-G30Y	1359-G34Y	•	•	•
464	Pale Yellow	78	S0530-G90Y	0533-G91Y	•	•	
477	Grey	36	S3005-R80B	2906-R95B	•		
478	Light Grey	50	S2000-N	2101-Y05R	•	•	•
486	Blue Lake	On request	--	--	•	•	•
487	Blue Dust	65	S1010-B	0914-R96B	•	•	•
499	California Blue	29	S2050-B	1754-R98B	•		
801	Blue Tempest	34	S2030-R90B	2427-R89B	•	•	•
810	Mini White	75	S0505-Y20R	0704-Y22R	•	•	•
813	Beige Manhattan	66	S1010-Y30R	1108-Y30R	•	•	•
823	Tango Red	17	S1080-Y90R	1077-Y86R	•	•	•
836	Dark Brown	7	S5040-Y90R	5531-Y95R	•		
839	Green Water	30	S2050-G	2052-G06Y	•		
857	Heavenly Blue	61	S0530-B10G	0725-B08G	•		•
858	Blue Lilac	48	S2020-R80B	1819-R81B	•		•
859	Blue Pottery	8	S4050-R80B	4544-R84B	•	•	•
860	Yellow Piper	46	S1070-Y10R	1171-Y14R	•	•	•
861	Yellow Pop	42	S1060-Y40R	0760-Y45R	•	•	•
862	Yellow Blush	56	S0550-Y20R	0847-Y22R	•		•
870	Grey Cloud	26	S4005-R80B	4201-R85B	•		
871	Dark Grey	22	S5500-N	5301-R95B	•	•	•
879	Graphite Grey	9	S7502-B	7302-R67B	•	•	•
9434	Beige Manhattan Speckle	On request	--	--	•		
9945	Grey Speckle	On request	--	--	•		
9946	Caribbean Green Speckle	On request	--	--	•		
9947	Light Grey Speckle	On request	--	--	•		
9949	Blue Tempest Speckle	On request	--	--	•		
9950	Blue Lilac Speckle	On request	--	--	•		
WOODGRAINS AND MINIMI							
312	Wengè	8	--	--	•		
563	Mid Grey Minimi	On request	--	--	•		
567	Light Grey Minimi	On request	--	--	•		
568	Silver Minimi	On request	--	--	•		
1637	Marine Pear	(15-) 22	--	--	•	•	
1643	American Cherry	On request	--	--	•		
1661	Mountain Oak	On request	--	--	•	•	
1666	American Beech	39	--	--	•		
1677	Light Maple	62	--	--	•	•	

* Special order



Unlimited selection

70 Roding Road, London Industrial Park, London E6 6LS
 Telephone: +44 (0)20 7473 6910 Fax: +44 (0)20 7476 6935
 Email: sales@abet.ltd.uk sales@abet.ie
 www.abetuk.com www.abet.ie